

Site Usage

149 Visits

61.74% Bounce Rate

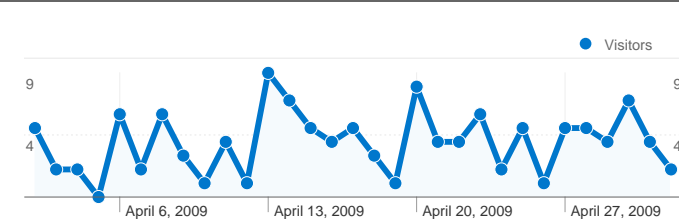
330 Pageviews

00:02:45 Avg. Time on Site

2.21 Pages/Visit

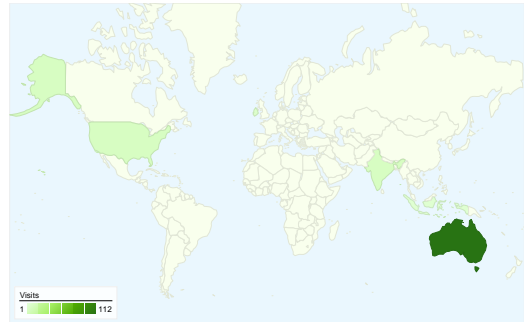
65.77% % New Visits

Visitors Overview

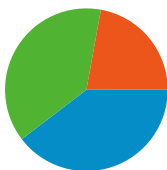


Visitors
105

Map Overlay world



Traffic Sources Overview

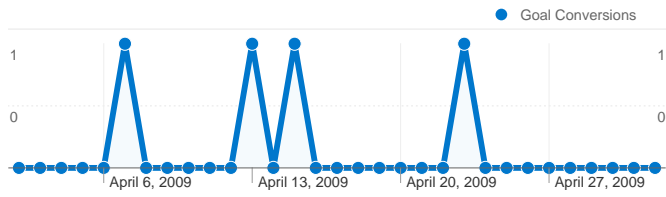


- **Direct Traffic**
59.00 (39.60%)
- **Search Engines**
57.00 (38.26%)
- **Referring Sites**
33.00 (22.15%)

Content Overview

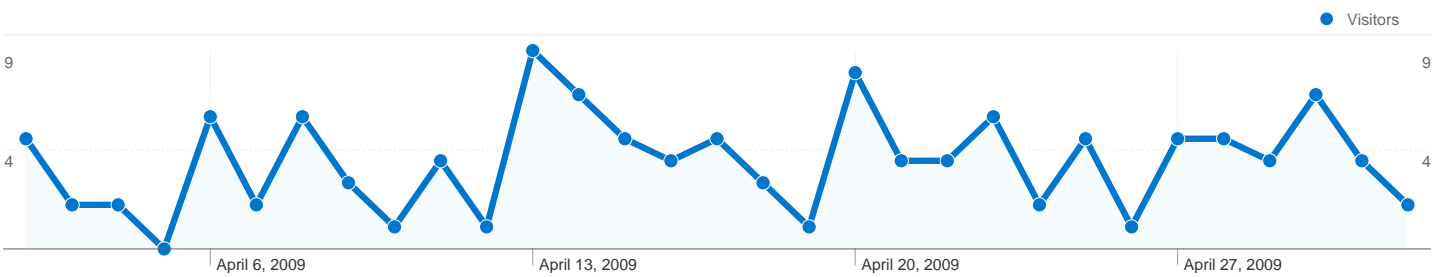
Pages	Pageviews	% Pageviews
/	92	27.88%
/port.php	31	9.39%
/index.php	27	8.18%
/charity_websites.php	26	7.88%
/not-for-profit-websites.php	25	7.58%

Goals Overview



Goal Conversions

4



105 people visited this site

149 Visits

105 Absolute Unique Visitors

330 Pageviews

2.21 Average Pageviews

00:02:45 Time on Site

61.74% Bounce Rate

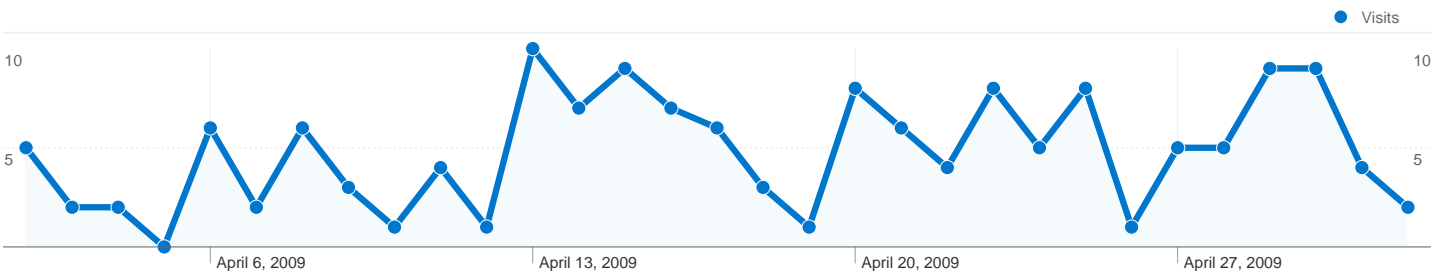
65.77% New Visits

Technical Profile




Browser	Visits	% visits	Connection Speed	Visits	% visits
Internet Explorer	104	69.80%	Unknown	105	70.47%
Firefox	31	20.81%	Cable	25	16.78%
Mozilla	4	2.68%	DSL	12	8.05%
Opera	4	2.68%	T1	5	3.36%
Chrome	4	2.68%	Dialup	2	1.34%

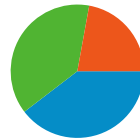
Traffic Sources Overview

Comparing to: Site



All traffic sources sent a total of 149 visits

-  **39.60%** Direct Traffic
-  **22.15%** Referring Sites
-  **38.26%** Search Engines

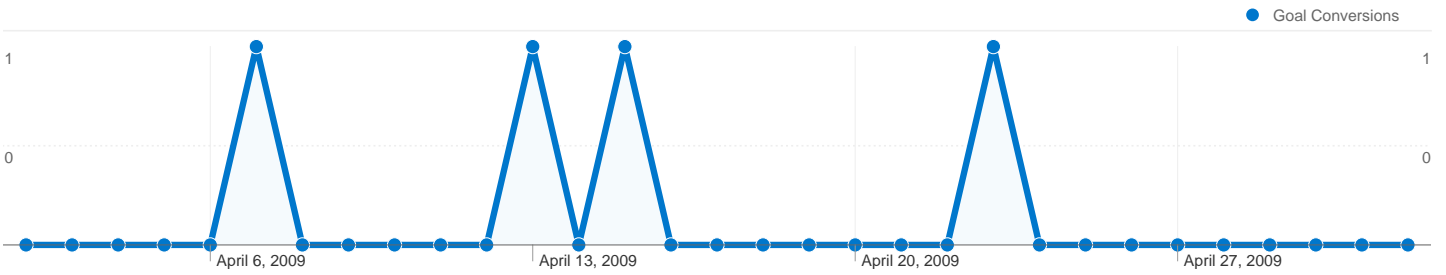


■ Direct Traffic	59.00 (39.60%)
■ Search Engines	57.00 (38.26%)
■ Referring Sites	33.00 (22.15%)

Top Traffic Sources

Sources	Visits	% visits
(direct) ((none))	59	39.60%
google (organic)	54	36.24%
liferiskinsurance.com.au	4	2.68%
acctv.com.au (referral)	3	2.01%
awm.org.au (referral)	3	2.01%

Keywords	Visits	% visits
ecweb	7	12.28%
web design melbourne	3	5.26%
website design christian	3	5.26%
ec web	2	3.51%
geothermal heating melbourne	2	3.51%

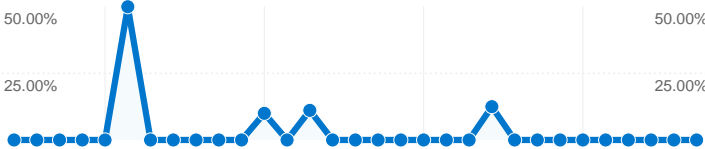


Visitors completed 4 goal conversions

 **4 conversions, Goal 1: Form Sent**

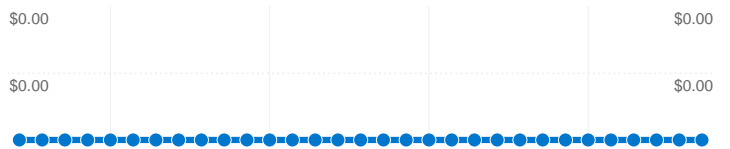
Goal Performance

Goal Conversion Rate

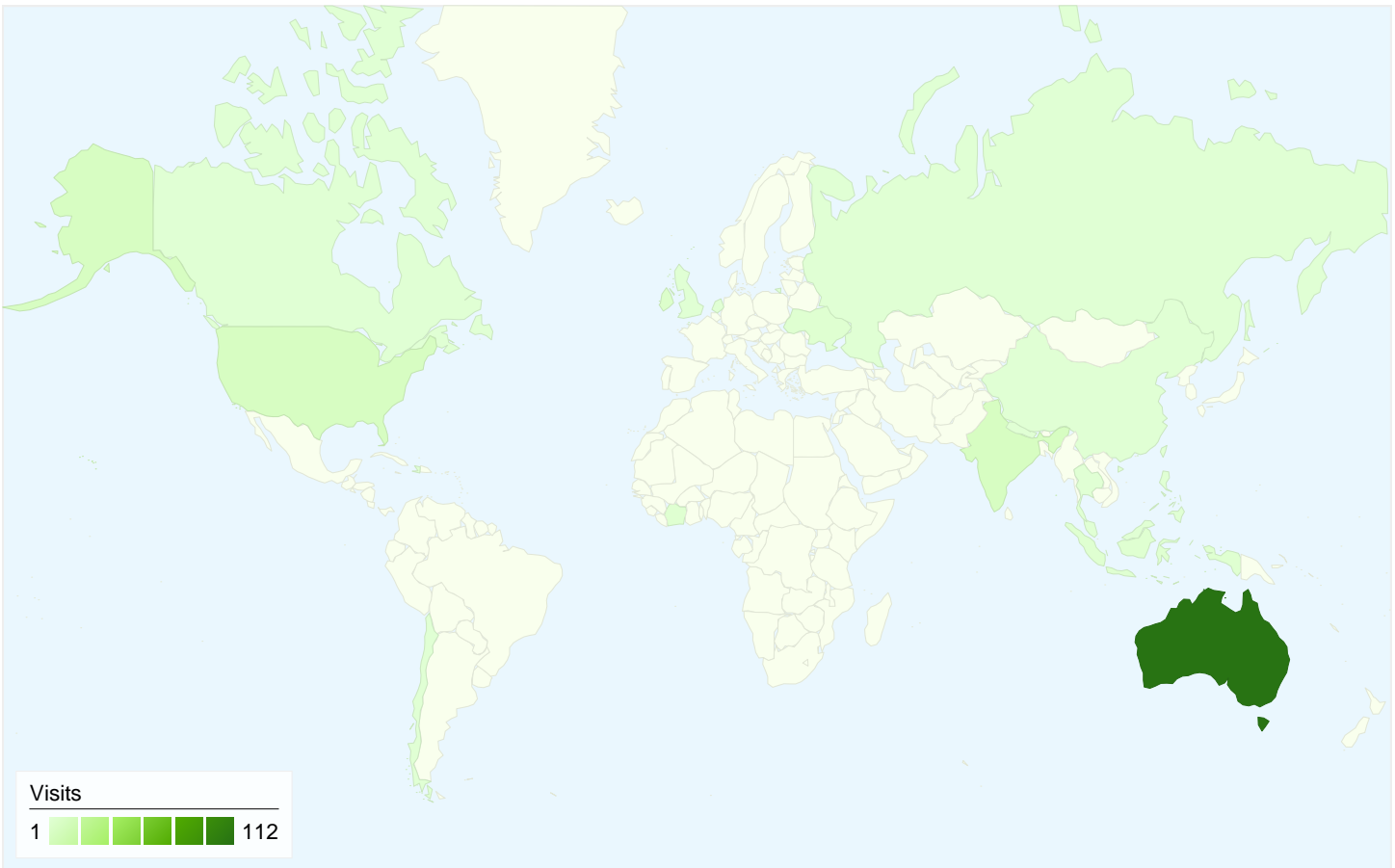


Goal Conversion Rate
2.68%

Total Goal Value



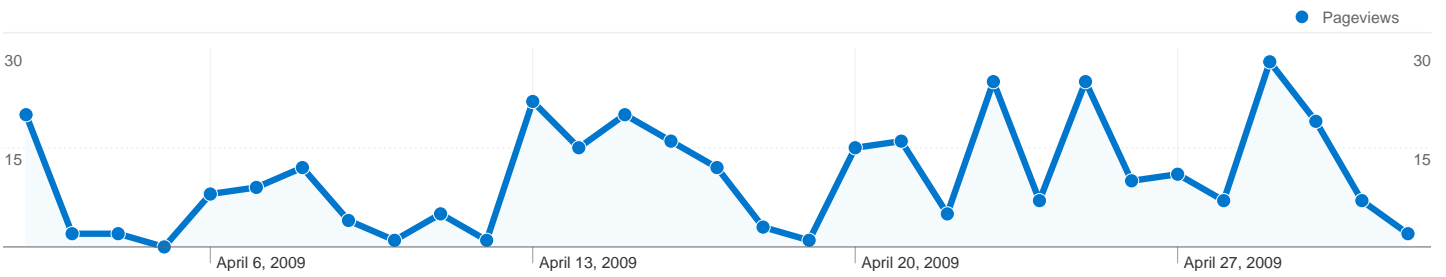
Total Goal Value
\$0.00



149 visits came from 20 countries/territories

Site Usage						
Visits	Pages/Visit	Avg. Time on Site	% New Visits	Bounce Rate		
149 % of Site Total: 100.00%	2.21 Site Avg: 2.21 (0.00%)	00:02:45 Site Avg: 00:02:45 (0.00%)	65.77% Site Avg: 65.77% (0.00%)	61.74% Site Avg: 61.74% (0.00%)		
Country/Territory	Visits	Pages/Visit	Avg. Time on Site	% New Visits	Bounce Rate	
Australia	112	2.51	00:03:28	54.46%	56.25%	
India	7	1.14	00:00:21	100.00%	85.71%	
United States	7	1.71	00:00:19	100.00%	71.43%	
Ireland	4	1.00	00:00:00	100.00%	100.00%	
Indonesia	2	2.00	00:01:04	100.00%	0.00%	
Ivory Coast	2	1.00	00:00:00	100.00%	100.00%	
Ukraine	2	1.50	00:00:04	100.00%	50.00%	
Nepal	1	1.00	00:00:00	100.00%	100.00%	
Hong Kong	1	1.00	00:00:00	100.00%	100.00%	

Netherlands	1	1.00	00:00:00	100.00%	100.00%
					1 - 10 of 20



Pages on this site were viewed a total of 330 times

330 Pageviews

257 Unique Views

61.74% Bounce Rate

Top Content

Pages	Pageviews	% Pageviews
/	92	27.88%
/port.php	31	9.39%
/index.php	27	8.18%
/charity_websites.php	26	7.88%
/not-for-profit-websites.php	25	7.58%